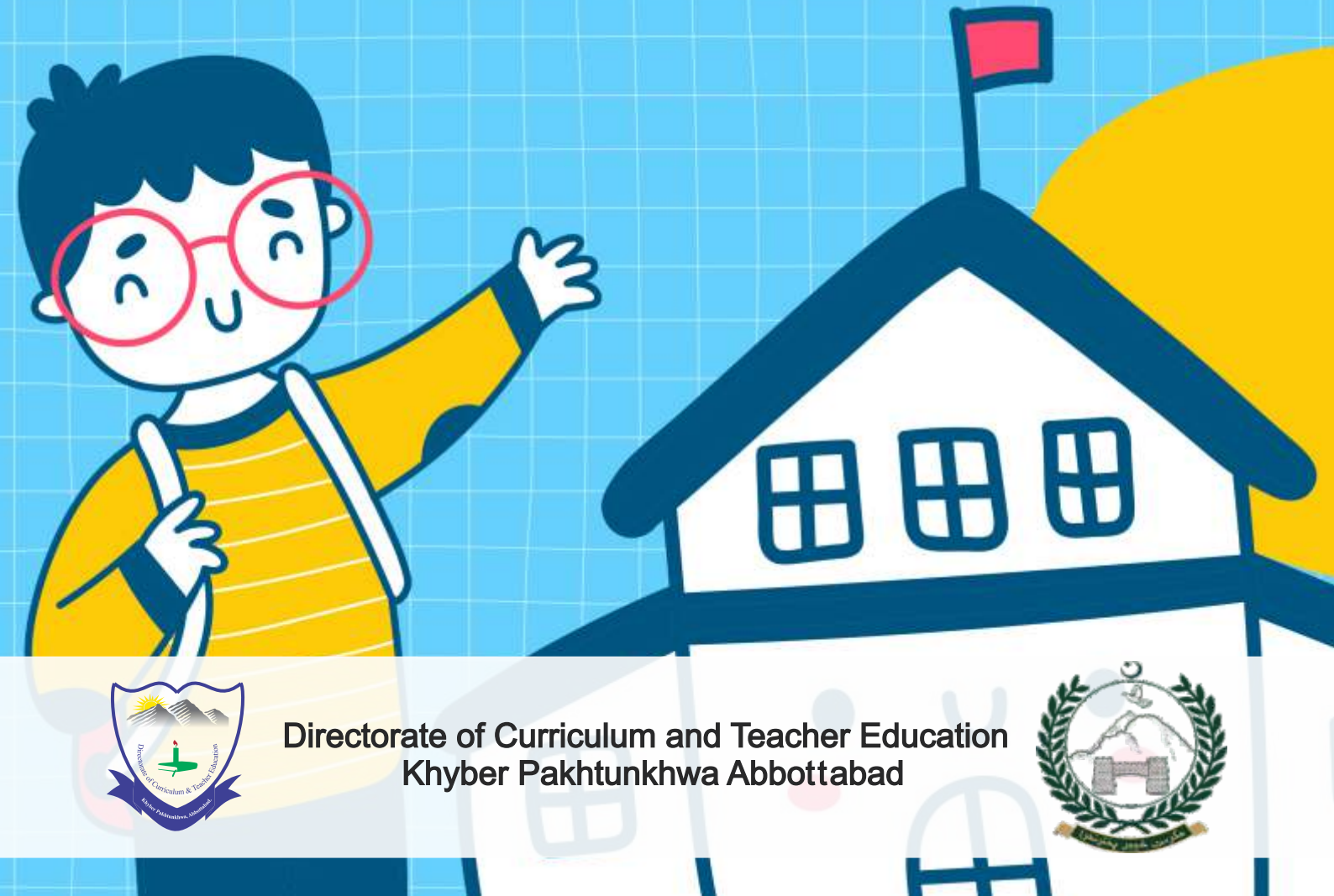


Package-A

Learn **English**

Non-formal Way



Directorate of Curriculum and Teacher Education
Khyber Pakhtunkhwa Abbottabad



Package A

Learn

English

Non-formal Way



**Directorate of Curriculum and Teacher Education
Khyber Pakhtunkhwa Abbottabad**



شروع اللہ کے نام سے جو بڑا مہربان نہایت رحم کرنے والا ہے۔

All rights are reserved with the Directorate of Curriculum and Teacher Education, Khyber Pakhtunkhwa Abbottabad. However, the content can be used for learning purposes with the prior permission of this Directorate.

Notification no. 2933-36/CTR/DCTE Dated: 28.09.2023

This learning material has been developed to cater to the academic needs of out-of-school children in light of the Alternative Learning Pathways Ways (ALP) Curriculum 2020 approved by this Directorate.

Compiled and Reviewed by:

Mr. Sharaf Uddin, Subject Specialist Material Development DCTE Abbottabad
Ms. Sughra Mehboob Subject Specialist in English GGHSS No.2 Mansehra
Mr Faizan Ayub Hashmi Subject Specialist GHSS No.3 Abbottabad
Mr. Shehzada Waqar, SST GHSS No.1 Mansehra
Muhammad Abdul Basit, Subject Specialist in English GHSS Sherpur Mansehra
Mr. Inamullah Khan (Desk Officer) DCTE Abbottabad

Supervision:

Gohar Ali Khan

Director Curriculum and Teacher Education (DCTE) Khyber Pakhtunkhwa Abbottabad

Focal Person:

Syed Amjad Ali

Additional Director (C&TR) DCTE Khyber Pakhtunkhwa Abbottabad

Technical Support and Facilitation:

Ms. Gulnaz Jabeen Education Officer UNICEF Khyber Pakhtunkhwa
Muhammad Younas Curriculum and Material Development Specialist JICA (AQAL)
Muhammad Asif Kasi Provincial co-ordinator JICA (AQAL) Khyber Pakhtunkhwa
Mr. Atif Quddus Programme Manager PIU Khyber Pakhtunkhwa



شروع اللہ کے نام سے جو بڑا مہربان نہایت رحم کرنے والا ہے۔

Preface

Pakistan is facing a severe challenge to ensure all children, particularly the most underprivileged, attend, stay, and learn in school. While enrolment and retention rates are improving, progress has needed to be faster. Pakistan has the world's second-highest number of out-of-school children (OOSC), with an estimated 22.8 million children aged 5-16, while in Khyber Pakhtunkhwa, around 2.5 million children are out of school.

Despite the Khyber Pakhtunkhwa government's commitment to bring these out-of-school children to schools, a dire need is felt to discover alternative learning pathways, and the purpose could serve more effectively by adopting the non-formal approach towards learning.

The content of this book is exclusively developed to cater to the academic needs of students who lag in the course of learning. It allows them to learn at their own pace and rejoin formal schooling. Activities are interactive and functional addressing the diverse needs of out-of-school children, teaching them in a non-formal way. Considering the educational gap during the absence of learners in formal schooling, English language learning skills are taught in a practical way involving learners in dialogues and role play. Most grammatical concepts are text-based instead of explaining the grammar rules in isolation. Reading text is relatively short in length, including simple vocabulary.

The experts from the Directorate of Curriculum and Teacher's Education (DCTE) and Elementary and Secondary Education Department Khyber Pakhtunkhwa developed and reviewed this book in the light of Alternate Learning Pathways' (ALP) English Curriculum 2020 for primary grades, covering almost all the key concepts enlisted in the formal Curriculum.

Director


Directorate of Curriculum & Teachers' Educations,
Khyber Pakhtunkhwa, Abbottabad.

Table of Contents

Serial No.	Units	Page No.
1	Name the picture (a-f)	1
2	Name the picture (g-l)	8
3	Name the picture (m-s)	18
4	Name the picture (t-z)	29
5	Vowel and Consonants	43
6	My Self	59
7	Rhyme	74
8	Transportation	109
9	Earth And Space	110


Activity

Trace the lines.






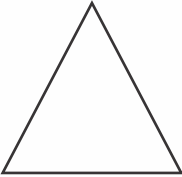
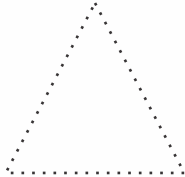




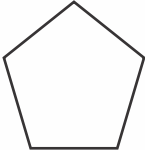


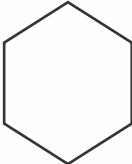


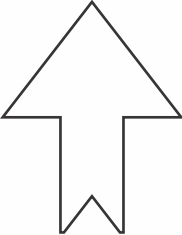
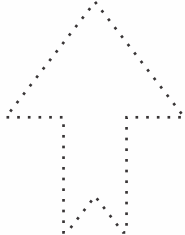

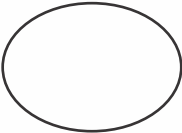


Activity

Trace and colour.




Activity

Colour, trace and join the following dots.

Colour	Trace	Join the dots
		
		
		
		
		
		
		


Activity

Trace the pattern and colour the picture.



Unit 1

Name the pictures.



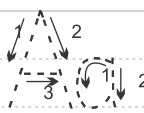
ant, bat, cat

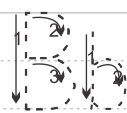
Name the pictures.



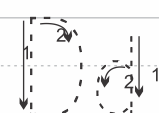
dog, egg, fan

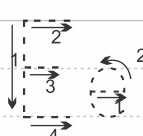
Say and trace.

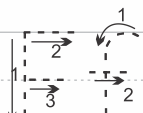
Aa  Aa Aa Aa Aa

Bb  Bb Bb Bb Bb

Cc  Cc Cc Cc Cc

Dd  Dd Dd Dd Dd

Ee  Ee Ee Ee Ee

Ff  Ff Ff Ff Ff

Activity

Say, trace and write.

Bb

Bb

Bb

.

.

.

.

Ee

Ee

Ee

.

.

.

.

.

.

Cc

Cc

Cc

.

.

.

.

Ff

Ff

Ff

.

.

.

.

.

.

.

.

Aa

Aa

Aa

.

.

.

.

Dd

Dd

Dd

.

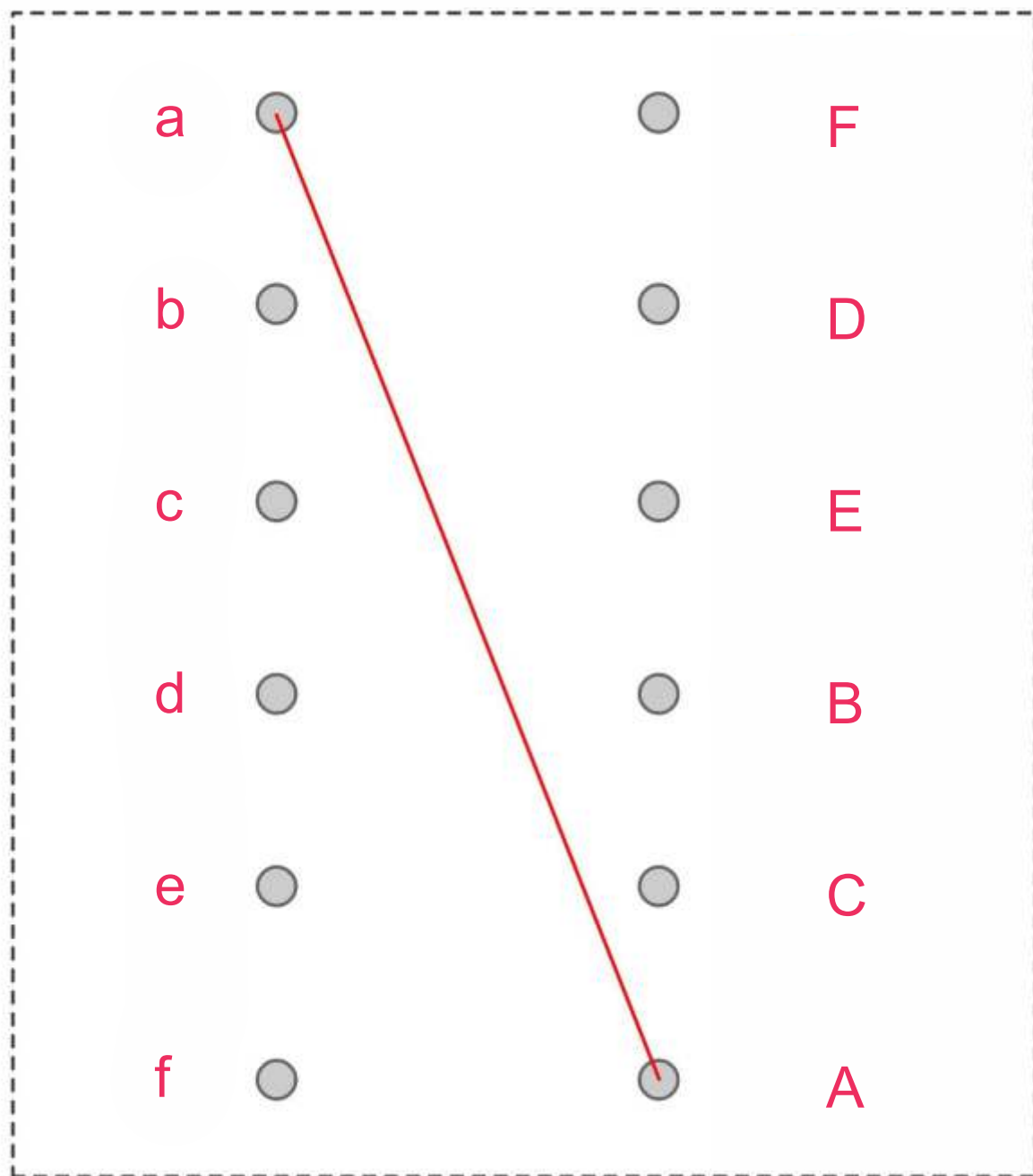
.

.

.



















Activity

Match the letters.





















Activity

Match the letters with the relevant pictures.

a			
b			
c			
d			
e			
f			

A red line connects the dot next to letter 'a' to the dot next to the ant.

Look and match.

ant			
bag			
car			
doll			
eagle			
fish			

Unit 2

Name the pictures.



goat, hen, igloo


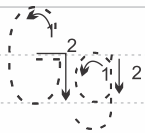
Name the pictures.



jug, kite, lemon

Say, trace and write.


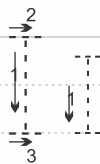
Gg




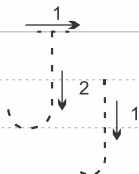
Hh




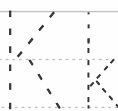
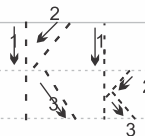
Ii





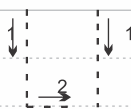
Jj



Kk



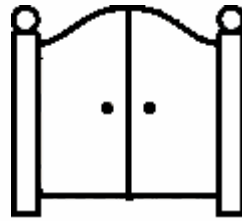
Ll



Activity

Color the things which start with the same given sound.

g



i



k



goat, gate, car, ice-cream, socks, ink, parrot, kangaroo, kettle

Activity

Arrange the letters to make words .

Example: nac



Can

oxb



guj



apn



nhe



Naming words

Look at the picture and name the objects.



boy, girl, tree, puppy, ice-cream, slide, scooty.

Activity

Match the words with the pictures.

frog

zip

pen

bus

mat

tub



Sight Words

Look and say.

a

an

of

the

and

I

at

to

Activity

Say and write in the relevant boxes.

and

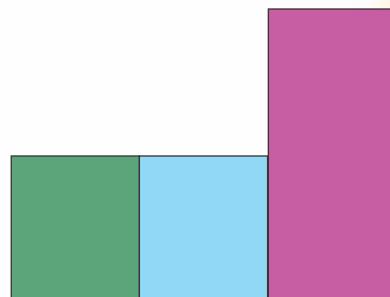

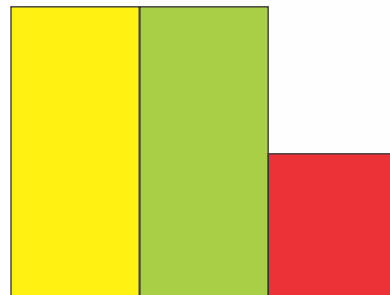
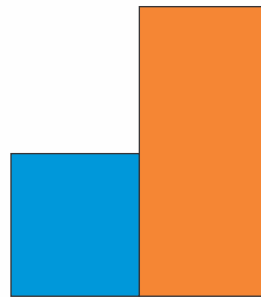
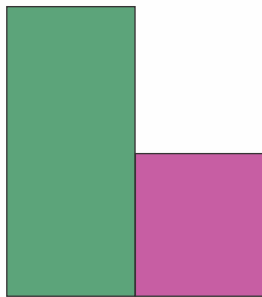
of

an

the

it

to




Activity

Say and identify the difference in the beginning sound.



Unit 3

Name the pictures.



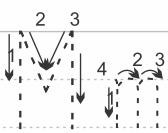
mango, net, owl, parrot


Name the pictures.

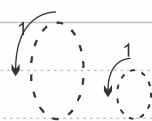


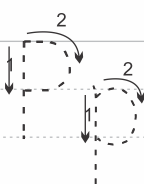
quail, ring, star

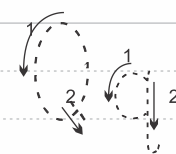
Say, trace and write.

M m  M m

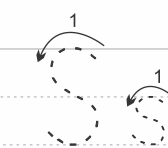
N n  N n

O o  O o

P p  P p

Q q  Q q

R r  R r

S s  S s

Rhyming Words

Say and colour the rhyming words.



star

car

fan

jar



pin

run

tin

fin



bat

cat

cut

rat



man

sun

fan

van

Poem

Listen

Read the poem again and underline the rhyming words.



Twinkle twinkle little star.
How I wonder what you are.
Up above the world so high.
Like a diamond in the sky.

Sight Words

Look and say.

in

he

it

is

you

on

Sight Words

Say and write in the relevant boxes.

in	he	it	is	you	on
----	----	----	----	-----	----

--	--

--	--

--	--

--	--

--	--	--

--	--

Action Words

Look and tell.



play, wash, eat

Activity

Look at the pictures and write the action words.





teach



Look at the titles of the books.



Nursery Rhymes



Activity


Match the titles with the books.



Science Book



Counting Book




Nursery Rhymes



Coloring Book


Unit 4

Name the pictures.



tree, umbrella, van, wall

Name the pictures.



fox, yolk, zigzag

Say, trace and write.

Tt

Uu

Vv

Ww

Xx

Yy

Zz

Read aloud.

A B C D E F

G H I J K L

M N O P Q

R S T U V

W X Y Z

Activity

Fill the missing alphabets.



Read aloud.

a b c d e f g

h i j k l m n

o p q r s t u

v w x y z

Activity

Fill the missing letters.



a

c

d

f

h

j

k

m

n

o

q

s

u

v

x

z



Sky, Grass and Root letters.



Sky letters



b, d, f, h, k, l, t

Stretch into the top line

Grass letters



a, c, e, i, m, n, o, r, s, u, v, w, x, z



Always inside the lines

Root letters

g, j, p, q, y

Move into the bottom line

Describing Words (Adjectives)

big lion



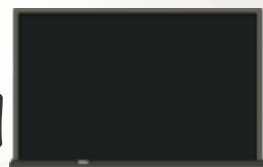
small cat



white snow



black board



hot tea



cold ice-cream



tall boy



short boy



Activity:

Match describing words with relevant pictures.



white



black



thin

fat



soft

hard



Genders

Look and say.

boy



girl



bull



cow



man



woman



lion



lioness



king













queen















Activity

Match the column.

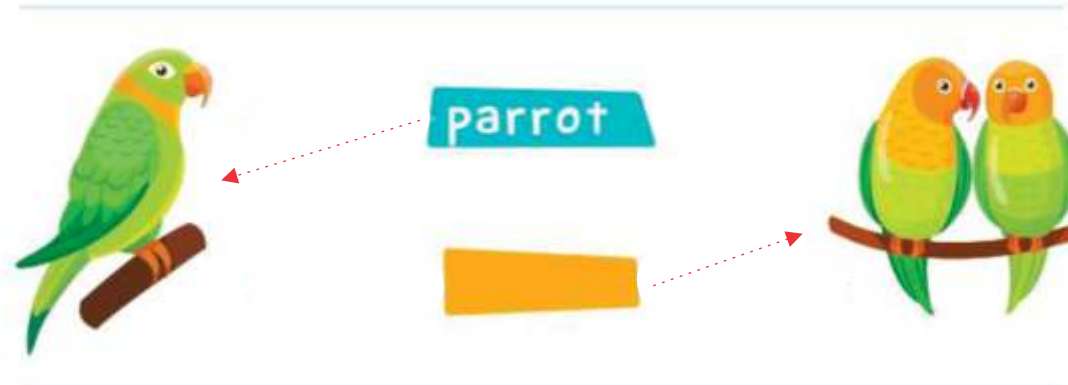
Masculine	Feminine
father 	girl 
uncle 	queen 
king 	cow 
bull 	aunt 
boy 	mother 

Singular & Plural

Singular	Plural
<p>cup</p> 	<p>cups</p> 
<p>pencil</p> 	<p>pencils</p> 
<p>book</p> 	<p>books</p> 
<p>flower</p> 	<p>flowers</p> 
<p>hat</p> 	<p>hats</p> 
<p>cap</p> 	<p>caps</p> 

Activity

Make it plural.



Unit 5

Read aloud.

a u k d h y g

e l j c l m v

r p q o s t b

n w x f z

Vowels and Consonants

Vowels



Consonants

b	c	d	f	g	h
j	k	l	m	n	p
q	r	s	t	v	w
x	y	z			

Activity

Encircle vowels in the following words.

rat

ant

net

fish

tree

rose

bike

flute

frog

men

bus

cage



bus

Encircle consonants in the following words.

pot

fat

plug

cake

kite

hide

six

tub

tube

song

box

log

Sight Words

Look and say.

have

do

come

very

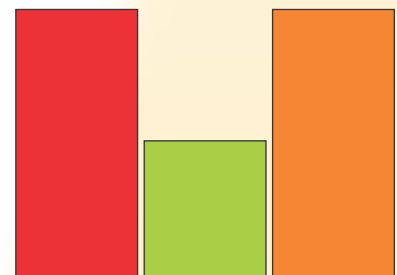

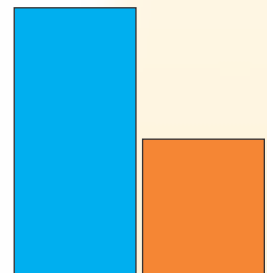


but

are

Sight Words

Say and write the given sight words in the relevant boxes.

have come but do very are



Vocabulary

Parts of the Body



Eyebrow



Nose



Hair



Eye




Ear



Mouth



Leg



Teeth



Arm



Tongue



Hand




Foot



Chest

Days of the Week



Months of the Year



Fruits



Apple



Orange



Grapes



Banana



Watermelon



Mango



Pomegranate



Guava



Strawberry



Plum



















Peach



Pear

Vegatables

 <p>Radish</p>	 <p>Carrot</p>	 <p>Chilli</p>	 <p>Potato</p>
 <p>Lady Finger</p>	 <p>Onion</p>	 <p>Peas</p>	 <p>Ginger</p>
 <p>Tomato</p>	 <p>Brinjal</p>	 <p>Spinach</p>	 <p>Capsicum</p>
 <p>Bitter Gourd</p>	 <p>Peppermint</p>	 <p>Green Chilli</p>	 <p>Red Chilli</p>

Colours



Answer the following questions in one word only.

1. What colour are the leaves?
2. What colour is the sky?
3. What colour is your eyes?

Birds



Sparrow



Dove



Pigeon



Crow



Peacock



Penguin



Parrot



Owl



Eagle



Duck

Animals



Elephant



Fox



Cow



Camel



Tiger



Chimpanzee



Bear



Horse



Lion



Deer



Sheep



Donkey



Wolf



Snake



Dog



Goat

Write:

We can get milk from the following animals:

_____, _____, _____, _____.

Use of 'a' or 'an'



a pencil



an orange



an egg



a car



a book



an axe



a ball



an elephant


Activity

Write 'a' or 'an'.

an egg

a book

_____ apple



_____ house



_____ ball



_____ elephant



_____ orange



_____ bat



Activity (a)

Arrange the given groups of letters in alphabetical order.

(i) e a c

(ii) k g i

(iii) h f i

(iv) t n v

Activity (b)

Number the following words alphabetically.

___ 2 ___	pin
___ 1 ___	ant
___ 3 ___	red

___	kite
___	hive
___	five

___	cat
___	dog
___	box

___	rose
___	hose
___	nose

Rhyming Words

Recite the poem with actions.



Rain, Rain, Go Away
Rain, rain, go away.
Come again another day.
Rain, rain, go away.
Little children want to play.

Write:

Write rhyming words from the poem.

_____, _____, _____, _____

Unit 6

My Self

My name is Adil.

I am seven years old.

I go to school.

I am in class one.

I read books.


I like pictures in the books.

I dislike telling lies.

I play with my friends.

I like my school.

My contact number is 03009303740.



Activity

Fill in the blanks.

My name is _____.

I am _____ years old.

I am in class _____.


I like to _____.

I do not like _____.

I play with my _____.

I _____ my school.

My contact number is _____.



ACTIVITY

Share your good quality with your friend and know his qualities like telling the truth, respecting elders and listening to their advice, getting up early in the morning etc.

1. Learn about each other likes selecting from the below column.

Characteristics	My Favourite	My Friend Favourite
food		
dress		
game		
animal		
bird		

Substitution Words (Pronouns)

Look at the pictures and read the sentences.

I am **Umar**.

I am a boy



Assalamo-Alaikum,
Sonia!

You look nice

Thank you!



Mano is my cat .

It is black and white .



Abid and I are friends.

We play football.



Hania is a girl.

She is my friend.



Haider is a boy.

He is my brother.



Dog and cats are animals.

They are pets.



Pigeon and parrots are birds.

They fly in the sky.



Encircle the correct word.

What are the girls doing?

He →
She →
They → are cleaning the classroom.



What is Ali doing?

He →
They →
It → is sliding.



What is Fiza doing?

He →
She →
They → is washing her face.



Where is the cat?

They →
He →
It → is on the mat.



Capitalization

Look at the pictures and read the sentences.


- Spring is my favorite season.



- The day is bright.



- Granny tells bedtime stories.



- Hammad looks happy.



Rewrite the given sentences using capital letters.

Remember 'I' is always written capital.

- it is very hot today. _____.
- mangoes are ripe. _____.
- the boy goes to school. _____.
- my name is Adil. _____.
- yasir and i are friends. _____.

Punctuation Marks

- Full stop (.):
- Comma (,):
- Question Mark (?):
- Exclamation Mark (!):



Activity

Match the columns.

Column-A	Column-B
full stop	?
comma	,
question mark	!
exclamation mark	,

Question Words

Read and notice.

What are you doing?
I am reading a book.



Who is your favorite teacher?
Miss Fatima is my favorite teacher.



Where is the book?
The book is on the table.



Why is she jumping?
She is happy.



When do you go to school?
I go to school in the morning.



Whose car is this?
This is my car.



Which one is your pencil?
The red one is my pencil.



Question Words

What, who, where, when, why.

Activity

What is your name?

My name is _____

What is your father's name?

My father's name is _____

What is your mother's name?

My mother's name is _____

Activity

Who is he?

He is my brother.

Who is she?

Where are they going?

What are they carrying?



Dialogue



Aslam: Assalam-u-Alaikum! how are you doing?

Saleem: Walaikum-us-Salam! Fine, thank you and you?

Aslam: I'm also fine. Do you like playing cricket?

Saleem: Yes, I like cricket but don't like playing 'Luddo'.

Aslam: Well, do you like to bowl or bat?

Saleem: Well, I like batting.

Aslam: Okay, let us play.

Saleem: Sure.

Activity

Complete the following dialogue.

Aslam: Assalam-u-Alaikum! _____.

Saleem: Walaikum-us-Salam! _____?

Aslam: _____. Do you like playing _____?

Saleem: Yes! I like _____ but _____.

Aslam: Well, do you like _____?

Saleem: Well, I like _____.

Aslam: _____

Saleem: _____



Activity

Look and notice.

Calendar 2023



Answer the following questions in one word only.

- How many months are there in a year? _____.
- What is your birthday month? _____.
- Name the sixth month of the year. _____.

Look at the picture.



Answer the questions.

- List five things you see in the picture.
- Do you like this picture.
- What do you think, the children are doing?

Unit 7

Rhyme

One, Two, Buckle My Shoe

Listen to the poem.

One, two,
Buckle my shoe.



Three, four,
Shut the door.



Five, six,
Pick up the sticks.



Seven, eight,
Lay them straight.



Nine, ten,
a big fat hen.



Activity

Write rhyming words from the poem.

Example:

two

shoe

door

eight

ten

six

Counting

One to Ten

One



Two



Three



Four



Five



Six



Seven



Eight



Nine



Ten



Counting

Look and read aloud.



Write the given numbers in words.

1 One

2

3

4

5 Five

6

7

8 Eight

9

10

Activity

Write the correct number of objects.

One



Simple Sentences

Read the given sentences.

He is a boy.



She has a cat.



I have two pens.

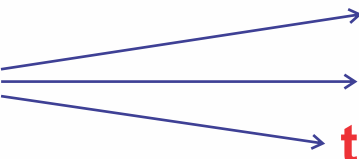


We are playing.

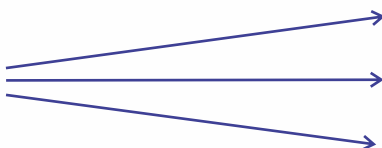


Simple Sentences

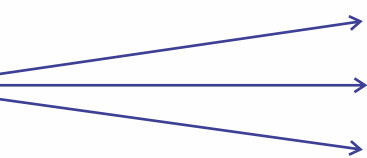
Look at the pictures and encircle the correct word.

She is a  **boy.**
girl.
teacher.

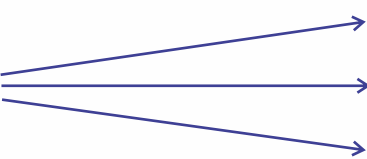


He is  **playing.**
reading.
eating.



Sara has a  **cat.**
pen.
hen.



We are  **walking.**
running.
jumping.



Activity

Match the columns and write sentences below.

I	is	a boy.
he	are	a girl.
she	am	students.
they		
you		
we		

1. I am a boy.

2. _____.

3. _____.

4. _____.

5. _____.

6. _____.

Punctuation

My name is Adil.



I live in Peshawar.



I read in grade one.



I like apples, mangoes and banana.



What is your name?



Where do you live?



Activity

Re-write the given sentences correctly.


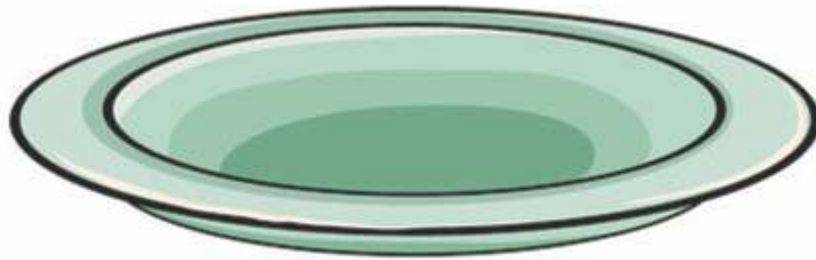
1. ali is a good boy
2. lahore is a big city
3. what is your name
4. i like apples mangoes and bananas
5. where do you live

Check the box with correct ending symbol.

- | | | | |
|----------------------|----------------------------------|----------------------------------|----------------------------------|
| 1. Are you happy | <input type="radio"/> | <input checked="" type="radio"/> | <input type="radio"/> |
| 2. I am sad | <input type="radio"/> | <input checked="" type="radio"/> | <input type="radio"/> |
| 3. You are my friend | <input type="radio"/> | <input checked="" type="radio"/> | <input type="radio"/> |
| 4. Is she crying | <input checked="" type="radio"/> | <input type="radio"/> | <input type="radio"/> |
| 5. We are students | <input checked="" type="radio"/> | <input type="radio"/> | <input type="radio"/> |
| 6. Is he writing | <input type="radio"/> | <input type="radio"/> | <input checked="" type="radio"/> |

Digraphs

Look and say.



dish, fish

Digraphs



This



These



this, these

Digraphs

That



Those



that, **th**ose

Digraphs

Say the names of the objects.



phone, photo

Digraphs



child, chair

Digraphs



shirt, shop

Digraphs



wheel, **w**heat

Activity

Colour the box with correct letters.

ph
ch

oto



di

ch
sh



wh
ch

eel



tee

ch
th



ch
sh

air



wat

ch
th



Activity

Read the following words and write them in the relevant columns given below.

reach	when	chips
dash	show	push
chat	wheel	rush
wheat	lunch	where
march	wash	whistle

Examples:

reach

when

show

Activity

Write words which begin with the same sound in the following columns.

photo, these, wheel, shirt, chair, when, this, those,
wheat, shop, chain, where, that, phone

Example:

photo	phone

Activity

Write the words that end with the same sound in the following columns.

path, fish, reach, which, catch, push, rich,
match, wash, rich, bath, dish, peach, dash

Example:

path	bath

Pointing Words

Look and say.

This is a pen.



This is a pencil.



This is a glass.




This is a jug.



This is a car.



This is a kite.



This is a chalk.



This is a sharpener.



Pointing Words

Look and say.

That is a phone. 



That is a boat. 




That is a bed. 



That is a fish. 



That is a ball. 



That is a hen. 



That is a chain. 



That is a watch. 



That is a spoon. 



Pointing Words

Look and say.

These are two pens.



These are three pencils.



These are four plates.



These are five balls.



These are six jugs.



These are seven cars.



These are eight kites.



These are nine chalks.



These are ten sharpeners.



Pointing Words

Look and say.

Those are two mobile phones. 



Those are three potatoes. 



Those are four boxes. 



Those are five foxes. 



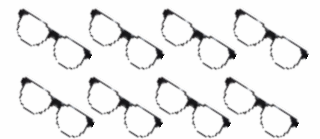
Those are six dishes. 



Those are seven brushes. 



Those are eight glasses. 



Those are nine watches. 



Those are ten torches. 



Activity

Insert This, These, That or Those.

This is a book.



That is a monkey. 



These are pens.




Those are birds. 



_____ a car.



_____ a mug. 




_____ rats. 



_____ watches.




_____ a jug. 



_____ a bed.



_____ sharpeners. 



_____ spoons.



Courtesy Words

Look and say.



Courtesy words

Look at the pictures and match the magic words.



Thank you



I am sorry



Excuse me



Welcome



Please





Awareness

Road Signs and Signals.

		
Stop	No pedestrians	No bicycles
		
Zebra Crossing	Signal ahead	School ahead
		
Parking	Hospital	U-Turn

Activity

Match the columns.

 <input type="radio"/>	<input type="radio"/> Parking
 <input type="radio"/>	<input type="radio"/> School Ahead
 <input type="radio"/>	<input type="radio"/> U-Turn
 <input type="radio"/>	<input type="radio"/> Zebra crossing

Road Safety Education

Do's and Don'ts

Put (✓) or (✗) in the given box.

Don't



Do



Activity

Match the instructions with relevant pictures.

Column-A

Use 'Zebra Crossing' only to cross the road.


You cannot walk from here.

Red light of traffic signal means – STOP.

Green light of traffic signals means – MOVE.

Column-B





Story

The Big Turnip

Tariq sowed turnip seeds. One of the turnip grew very big. He tried to pull the turnip. But the turnip did not come out. The whole family pulled it but it did not come out. Then, their dog and cat came.



They all pulled and kept on pulling. At last, the turnip came out and they all fell back.

Activity

Read the story and rewrite it replacing the images/ pictures with relevant words.

Tariq sowed turnip seeds. One of the



grew very big. He tried to pull the turnip. But

the



did not come out. The whole



pulled it but it did not come out. then their



and



came. They all pulled and kept

on pulling. At last, the



came out and

they all fell back.

Unit 8

Transportation

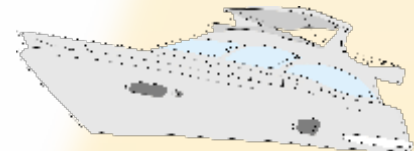
In our daily life. We travel from one place to another e.g., school, offices, market, by using different means of transportation.

(Forces causes all motions).



Activity:

Some means of transportation are given below, identify slow and fast means of transportation among them.



Unit 9

Earth and Space

Earth and Celestial Bodies

The Solar system consists of Sun and planets. The **objects** in space such as the Sun, Moon, planets, and stars are also called **Celestial** bodies. The Planet on which we live is called Earth. This is the planet which revolves around the Sun. The Sun is only star which can be seen during the day time. In the evening the sun sets down. We see the moon and stars at night.

Activity: Look at the picture and answer the questions.

What we see when we look at the sky during the day?



What do you see when we look at the sky at night?



قومی ترانہ

پاک سرزمین شاد باد کِشورِ حسین شاد باد
تُو نشانِ عزیمِ عالی شان اَرْضِ پاکستان
مرکزِ یقین شاد باد

پاک سرزمین کا نظام قُوَّتِ اُخُوَّتِ عوام
قوم، مُلک، سُلطنت پائندہ تا بندہ باد
شاد باد منزلِ مراد

پرچم ستارہ و ہلال رہبرِ ترقی و کمال
ترجمانِ ماضی، شانِ حال جانِ استقبال
سایہ خدائے ذوالجلال